

Scaled data based on original data using
LM-79-08 Approved Method: Electrical and Photometric Measurements of Solid-
State Lighting Products

Test Report Prepared for
Cooper Lighting Solutions
(formerly Eaton)

Brand: McGRAW-EDISON

Report Number: P386591

Luminaire Tested: **GWC-SA2B-730-U-T2**

Issue Date: 3/3/2020

Test Information

Test Method: LM-79-08
Report Number: P386591
TEST IS SCALED FROM IESNA LM-79-08 TEST DATA (G2-1903-205-12)
Test Lab: INNOVATION CENTER
Issue Date: 3/3/2020
Manufacturer: COOPER LIGHTING SOLUTIONS (FORMERLY EATON)
Product Line: MCGRAW-EDISON
Catalog Number: GWC-SA2B-730-U-T2
Description: GALLEON WALL LUMINAIRE
(2) 70 CRI, 3000K, 800mA LIGHTSQUARES WITH 16 LEDS EACH AND TYPE II OPTICS
Light Source: -
Ballast/Driver: ELECTRONIC DRIVER

Summary

Lumens per Lamp: N/A
Luminaire Lumens: 10657 lumens
Efficiency: N/A
Efficacy: 123.9 lumens/watt
Luminous Opening: Rectangular (W 1' x L: 0.5' x H: 0')
IES Classification: Type III - Medium
BUG Rating: B2 - U0 - G2

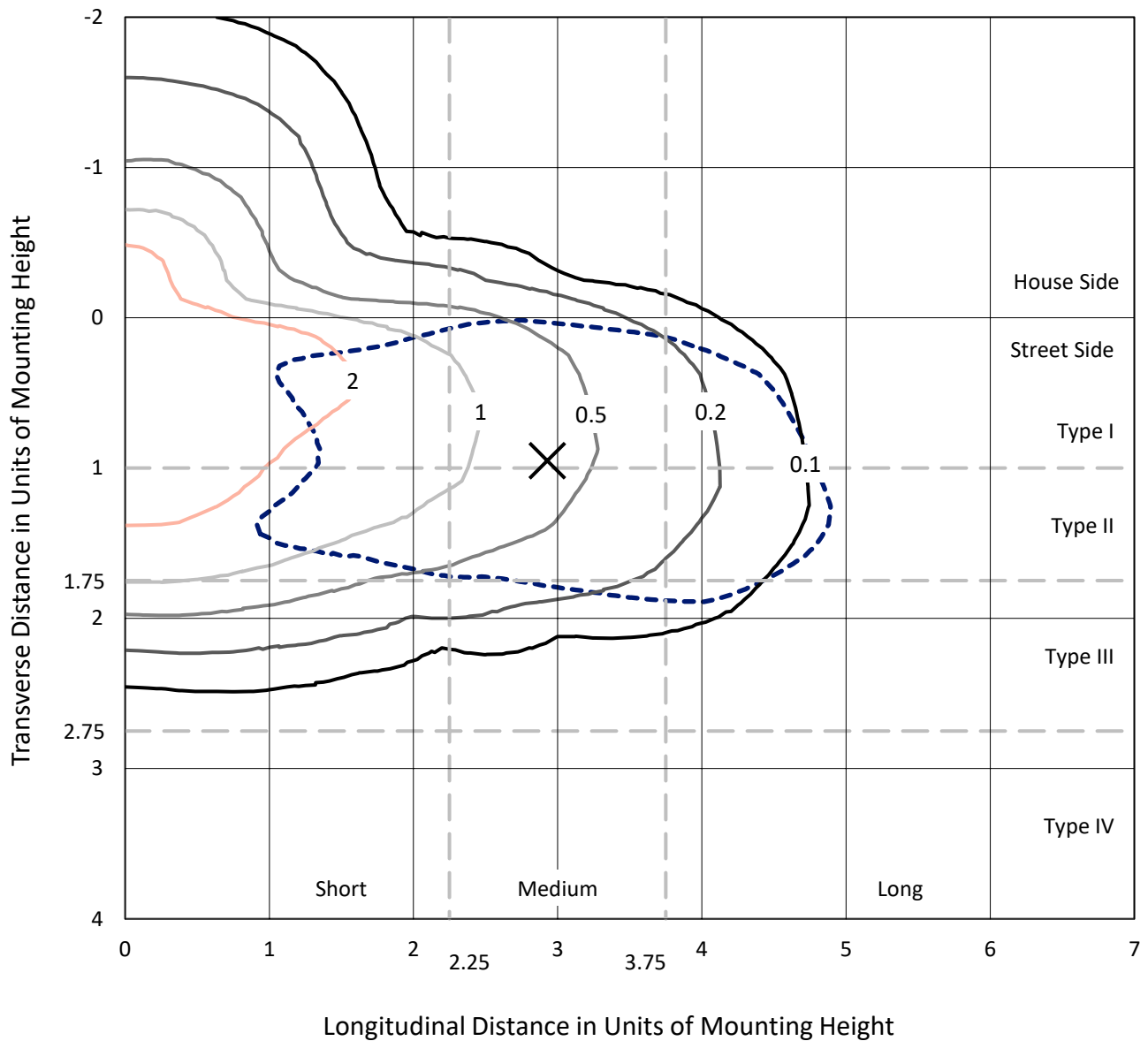
Input Watts (W): 86
Input Voltage (V): NR
Input Current (Ain): NR
Voltage Rise (V): NR
Power Factor: NR
Total Harmonic Distortion (THDi): NR
Frequency (hertz): 60
Stabilization Time: NR
Operation Time: NR
Ambient Temperature (°C): NR
Test Distance: 24 FT



REPORT NUMBER: P386591
 CATALOG NUMBER: GWC-SA2B-730-U-T2

Iso-Footcandle Lines of Horizontal Illumination

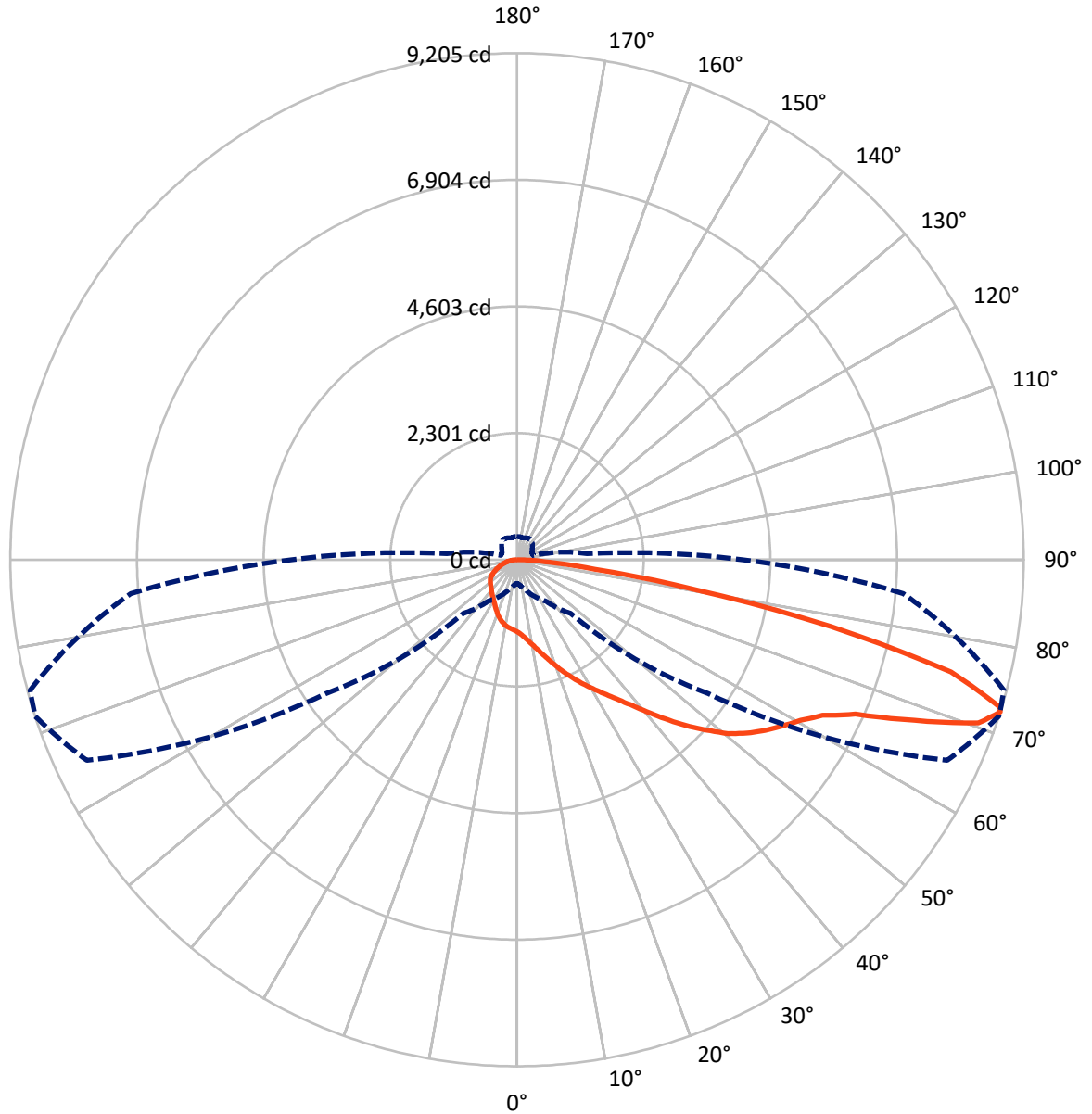
✕ Max cd
 - - - 1/2 Max cd



Based on 20 foot mounting height. Maximum calculated value = 4.5 fc
 Type III - Medium - N/A

REPORT NUMBER: P386591
CATALOG NUMBER: GWC-SA2B-730-U-T2

Luminous Intensity Polar Plot



— Vertical Plane Through 72-Deg Lateral - - - Horizontal Cone Through 72-Deg Vertical



REPORT NUMBER: P386591
 CATALOG NUMBER: GWC-SA2B-730-U-T2

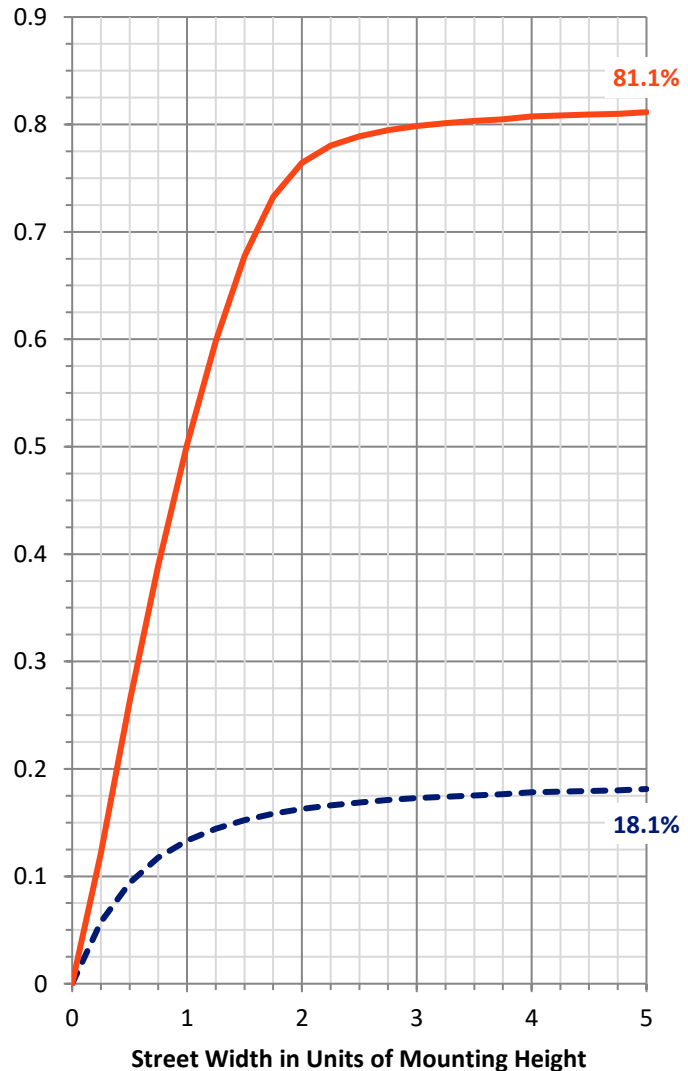
FLUX DISTRIBUTION:

		Downward	Upward	Total
House Side	Lumens	1976.9	0.0	1976.9
	% Fixture	18.6	0.0	18.6
Street Side	Lumens	8680.1	0.0	8680.1
	% Fixture	81.4	0.0	81.4
Total	Lumens	10657.0	0.0	10657.0
	% Fixture	100.0	0.0	100.0

ZONAL LUMENS:

Zone	Lumens	% Fixture
0°-10°	131.4	1.2
10°-20°	424.5	4.0
20°-30°	743.9	7.0
30°-40°	1103.0	10.4
40°-50°	1613.2	15.1
50°-60°	2219.8	20.8
60°-70°	2471.3	23.2
70°-80°	1674.6	15.7
80°-90°	275.2	2.6
90°-100°	0.0	0.0
100°-110°	0.0	0.0
110°-120°	0.0	0.0
120°-130°	0.0	0.0
130°-140°	0.0	0.0
140°-150°	0.0	0.0
150°-160°	0.0	0.0
160°-170°	0.0	0.0
170°-180°	0.0	0.0
0°-90°	10657.0	100.0
0°-180°	10657.0	100.0

Coefficient of Utilization



REPORT NUMBER: P386591

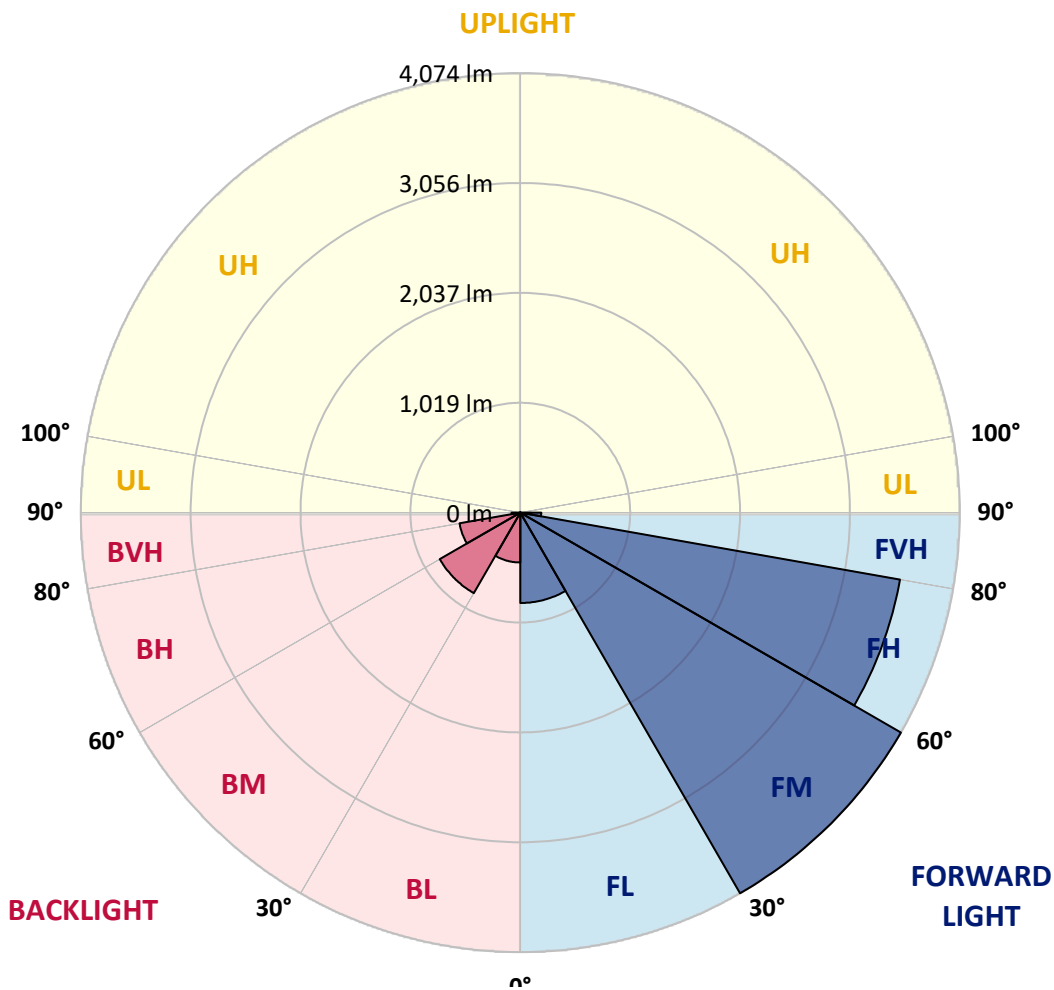
CATALOG NUMBER: GWC-SA2B-730-U-T2

LUMINAIRE CLASSIFICATION SYSTEM LUMEN TABLE AND BUG RATING:

Zone	Lumens	% Fixture	Zone Rating/Lumen Limit		
			B	U	G
FL (0°-30°)	837.7	7.9			
FM (30°-60°)	4074.3	38.2			
FH (60°-80°)	3573.9	33.5			G2/5000
FVH (80°-90°)	194.1	1.8			G2/225
BL (0°-30°)	462.1	4.3	B1/500		
BM (30°-60°)	861.8	8.1	B1/1000		
BH (60°-80°)	572.0	5.4	B2/1000		G2/1000
BVH (80°-90°)	81.1	0.8			G1/100
UL (90°-100°)	0.0	0.0		U0/0	
UH (100°-180°)	0.0	0.0		U0/0	

BUG Rating: B2-U0-G2

Type III Medium





REPORT NUMBER: P386591
 CATALOG NUMBER: GWC-SA2B-730-U-T2

CANDELA DISTRIBUTION (FULL):

	0°	5°	15°	25°	35°	45°	55°	65°	72°	75°	85°
0°	1311.1	1311.1	1311.1	1311.1	1311.1	1311.1	1311.1	1311.1	1311.1	1311.1	1311.1
2.5°	1448.3	1446.1	1438.4	1438.4	1423.7	1411.3	1387.8	1372.0	1353.3	1346.7	1324.7
5°	1588.5	1589.2	1579.7	1573.1	1551.4	1525.0	1485.0	1448.7	1412.4	1397.7	1352.6
7.5°	1706.3	1704.8	1702.3	1696.7	1676.6	1649.4	1595.5	1541.5	1488.0	1465.9	1388.1
10°	1781.9	1785.2	1787.4	1790.0	1781.5	1762.1	1711.1	1645.4	1575.3	1545.2	1430.7
12.5°	1820.0	1825.9	1836.2	1853.8	1867.7	1865.5	1828.5	1758.8	1675.5	1637.7	1483.9
15°	1842.4	1850.1	1866.3	1897.8	1937.1	1959.5	1949.6	1886.5	1793.6	1747.0	1548.9
17.5°	1856.4	1862.6	1887.6	1929.8	1988.1	2047.5	2073.6	2020.8	1927.2	1874.0	1623.4
20°	1865.9	1870.7	1901.9	1951.4	2027.0	2121.7	2194.3	2181.1	2074.3	2005.3	1701.1
22.5°	1887.2	1891.2	1920.9	1970.9	2054.5	2176.7	2310.6	2330.5	2229.5	2151.4	1784.4
25°	1946.6	1946.6	1971.6	2006.4	2085.0	2224.4	2409.0	2496.7	2388.1	2297.1	1861.5
27.5°	2060.0	2058.9	2068.1	2080.2	2139.6	2272.8	2496.7	2643.5	2552.5	2453.0	1936.4
30°	2194.3	2201.7	2202.8	2196.9	2224.8	2333.4	2577.8	2798.3	2718.0	2610.8	2013.1
32.5°	2367.2	2371.9	2366.4	2347.0	2342.9	2419.3	2657.4	2960.5	2897.0	2775.6	2083.1
35°	2586.6	2577.4	2560.2	2520.5	2482.7	2534.1	2748.4	3122.7	3098.1	2974.8	2179.6
37.5°	2821.8	2822.2	2800.9	2711.0	2658.9	2680.9	2873.9	3306.5	3341.4	3211.9	2303.3
40°	3010.4	3020.3	3033.5	2915.4	2847.8	2878.3	3033.5	3519.7	3629.1	3492.9	2464.4
42.5°	3142.1	3153.5	3190.9	3116.8	3046.7	3103.2	3221.4	3747.2	3952.0	3817.3	2653.0
45°	3281.6	3287.8	3314.2	3282.3	3237.5	3364.9	3433.1	3982.8	4293.6	4163.0	2864.0
47.5°	3428.4	3435.0	3462.1	3440.8	3417.3	3609.3	3654.0	4204.8	4620.9	4542.8	3089.3
50°	3609.6	3614.0	3639.7	3601.2	3608.5	3793.5	3851.4	4408.5	4964.0	4884.0	3315.3
52.5°	3856.9	3858.0	3893.6	3858.8	3824.3	3928.5	4021.3	4600.4	5233.0	5195.2	3541.4
55°	4050.7	4062.4	4179.1	4171.8	4152.0	4051.1	4163.3	4783.1	5473.0	5490.9	3781.4
57.5°	3927.0	3972.9	4209.2	4375.8	4538.0	4356.0	4355.3	4989.0	5696.1	5781.2	4045.2
60°	3439.4	3501.7	3850.0	4219.5	4727.0	4886.6	4753.8	5240.3	5921.4	6068.9	4375.8
62.5°	2456.3	2559.1	3031.0	3621.0	4467.9	5238.1	5564.7	5639.2	6227.8	6402.1	4805.5
65°	1241.7	1319.5	1715.1	2425.9	3569.6	5008.4	6446.1	6512.5	6760.2	6915.0	5467.1
67.5°	754.4	783.8	976.8	1349.3	2188.5	3901.3	6733.8	7968.2	7790.6	7872.8	6410.5
70°	555.9	577.6	697.9	896.1	1258.6	2289.4	5850.9	9007.0	8890.3	8881.1	7107.7
72°	433.0	448.8	555.2	724.0	920.3	1373.5	4240.8	8623.5	9205.1	9158.9	7043.8
72.5°	410.6	424.6	521.4	681.4	869.7	1245.0	3812.9	8364.8	9182.4	9161.5	6961.3
75°	323.3	333.2	386.0	526.9	680.7	706.4	2089.4	6482.4	8145.8	8484.5	6261.2
77.5°	267.5	269.0	296.9	383.5	530.6	499.4	1026.3	4497.6	5832.9	6205.4	4435.2
80°	218.0	219.8	233.0	269.0	401.4	369.5	487.3	2586.2	3265.8	3269.8	2109.2
82.5°	173.6	173.9	188.6	196.7	288.4	264.2	279.2	1214.2	1427.0	1372.7	758.1
85°	122.2	119.6	184.2	161.5	188.6	169.5	154.1	480.7	590.0	564.4	237.4
87.5°	40.7	42.2	81.8	104.6	110.1	96.1	68.6	184.2	222.7	220.9	75.2
90°	0.0	0.0	0.0	0.0	0.0	0.0	0.0	0.0	0.0	0.0	0.0



REPORT NUMBER: P386591
 CATALOG NUMBER: GWC-SA2B-730-U-T2

CANDELA DISTRIBUTION (continued):

	90°	95°	105°	115°	125°	135°	145°	155°	165°	175°	180°
0°	1311.1	1311.1	1311.1	1311.1	1311.1	1311.1	1311.1	1311.1	1311.1	1311.1	1311.1
2.5°	1317.7	1306.0	1288.7	1269.6	1254.6	1239.2	1227.8	1221.9	1215.3	1209.8	1216.4
5°	1331.6	1309.6	1272.9	1237.0	1210.5	1187.1	1170.2	1161.4	1153.3	1147.8	1148.5
7.5°	1354.4	1318.8	1257.1	1204.7	1168.0	1142.7	1125.4	1119.5	1114.4	1112.9	1114.8
10°	1378.6	1326.1	1236.2	1166.5	1124.7	1103.8	1096.1	1100.1	1103.8	1107.1	1110.7
12.5°	1406.1	1332.7	1205.8	1121.7	1086.2	1078.1	1085.8	1103.4	1116.2	1123.9	1128.7
15°	1442.1	1338.6	1170.5	1077.0	1053.1	1062.3	1088.4	1118.8	1141.2	1155.5	1157.7
17.5°	1475.1	1338.2	1125.4	1031.8	1026.3	1053.1	1092.4	1135.3	1165.4	1185.6	1189.6
20°	1509.2	1328.3	1072.9	987.8	999.2	1043.2	1094.2	1146.0	1182.3	1205.8	1211.3
22.5°	1541.2	1311.1	1015.3	947.8	976.4	1030.0	1087.3	1139.7	1176.1	1195.1	1201.0
25°	1562.8	1281.0	957.0	914.1	956.3	1013.9	1064.5	1106.7	1133.9	1143.4	1144.9
27.5°	1573.8	1241.7	901.9	884.7	935.3	987.4	1022.3	1043.2	1050.9	1050.2	1048.7
30°	1575.3	1190.0	854.6	860.8	911.1	948.5	965.1	961.0	951.1	934.2	935.7
32.5°	1570.5	1131.7	815.0	838.1	880.3	901.2	901.9	882.5	856.1	829.3	822.0
35°	1572.0	1074.4	780.1	812.4	842.9	852.0	843.6	815.0	779.0	744.5	737.2
37.5°	1588.1	1024.5	750.0	782.7	801.4	803.6	791.5	761.4	735.0	701.2	698.3
40°	1626.7	988.9	721.4	749.3	759.9	761.0	743.8	722.5	724.7	706.7	706.4
42.5°	1696.0	973.5	696.1	714.4	721.0	723.2	710.0	696.5	715.5	703.8	699.8
45°	1785.5	977.2	674.8	680.3	692.4	702.7	694.6	678.1	685.5	634.4	617.6
47.5°	1889.0	1000.7	657.9	651.0	671.9	691.3	678.8	653.9	627.8	577.2	567.7
50°	2010.1	1037.0	642.5	622.0	649.5	675.9	663.4	627.8	588.6	564.0	560.7
52.5°	2136.3	1081.4	627.1	590.0	621.2	664.2	657.9	622.0	573.5	549.3	544.9
55°	2279.5	1126.1	607.7	553.0	590.8	658.7	655.4	600.7	562.2	548.6	545.3
57.5°	2457.4	1177.2	582.0	514.5	562.2	638.8	628.6	587.8	550.4	540.1	539.0
60°	2689.3	1252.4	544.9	473.4	527.3	608.4	606.2	569.1	531.7	524.4	522.9
62.5°	3037.2	1376.8	493.9	432.3	488.4	556.7	576.8	543.8	511.9	511.5	512.3
65°	3576.6	1563.9	438.5	396.3	449.1	513.0	542.7	517.8	491.7	499.0	500.1
67.5°	4201.9	1719.1	384.2	361.1	409.1	471.5	511.9	491.7	464.9	484.0	484.4
70°	4409.9	1580.4	336.5	326.2	367.7	431.5	478.5	463.1	435.9	455.0	453.2
72°	4103.9	1275.9	305.7	299.8	336.5	398.5	448.8	436.3	409.5	422.4	417.6
72.5°	4007.4	1216.4	298.0	293.2	328.0	390.1	441.1	429.7	402.9	413.9	409.5
75°	3574.8	1056.4	256.1	257.2	286.2	349.0	397.8	394.1	366.6	367.7	366.2
77.5°	2592.8	774.6	215.8	223.1	243.7	306.8	354.1	351.9	321.8	316.3	315.2
80°	1203.2	395.2	175.8	179.1	200.4	256.5	302.0	299.1	274.8	267.9	263.8
82.5°	412.1	187.9	132.1	134.3	155.2	206.6	262.0	260.2	240.0	226.4	218.0
85°	147.1	93.6	92.5	90.3	110.8	162.6	228.2	218.3	188.6	160.7	160.0
87.5°	47.7	40.0	47.7	47.3	64.6	110.1	165.9	141.3	136.9	113.8	111.6
90°	0.0	0.0	0.0	0.0	0.0	0.0	0.0	0.0	0.0	0.0	0.0

Signify Classified - Internal
Cooper Lighting Solutions Photometric Lab
1121 Highway 74 South
Peachtree City, GA 30269

Scaled Data Report



Report Generated By 670245982

Signify Classified - Internal
Cooper Lighting Solutions Photometric Lab
1121 Highway 74 South
Peachtree City, GA 30269

Scaled Data Report



Signify Classified - Internal
Cooper Lighting Solutions Photometric Lab
1121 Highway 74 South
Peachtree City, GA 30269

Scaled Data Report



Signify Classified - Internal
Cooper Lighting Solutions Photometric Lab
1121 Highway 74 South
Peachtree City, GA 30269

Scaled Data Report





--- HS — SS

Signify Classified - Internal
Cooper Lighting Solutions Photometric Lab
1121 Highway 74 South
Peachtree City, GA 30269

Scaled Data Report



u

Signify Classified - Internal
Cooper Lighting Solutions Photometric Lab
1121 Highway 74 South
Peachtree City, GA 30269

Scaled Data Report



Signify Classified - Internal
Cooper Lighting Solutions Photometric Lab
1121 Highway 74 South
Peachtree City, GA 30269

Scaled Data Report



(END OF REPORT)